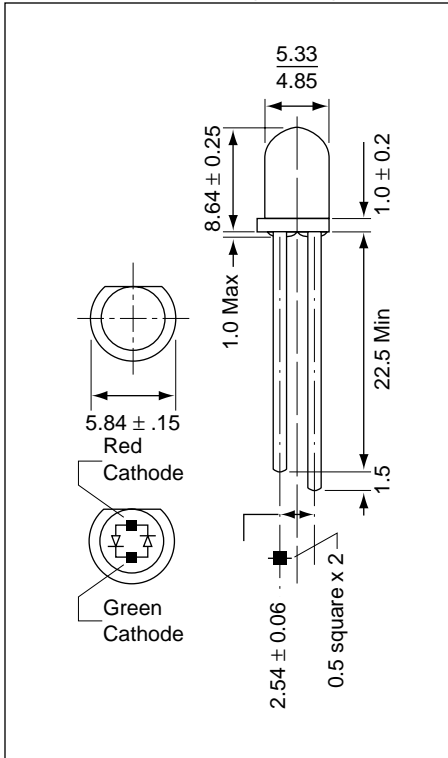




Weight: 0.31 g Unit: mm



AND2451RGL

Dual Color

5.0mm Round Bi-Color, Bi-Polar Lamp

Features

- Dual color indicator: Red/Green
- Two leads
- Low drive current
- Wide viewing angle: 120°

Optical Characteristics (T = 25°C)

Part Number	Source	Color		Lens Desc.	Luminous Intensity @ 10 mA (mcd)	
		Emitting	Lens		Min.	Typ.
AND2451RGL	GaAsP/GaP	Red	White	Diffused	0.7	1.2
	GaP	Green	White	Diffused	0.8	2.7

Absolute Maximum Ratings (T_A = 25°C)

Characteristics	Symbol	Rating		Unit
		GaAsP/GaP (Red)	GaP (Green)	
Forward Current	I _F	20	20	mA
Reverse Voltage	V _R	5	5	V
Power Dissipation	P _D	70	70	mW
Operating Temperature	T _{Opr}	-25 to +85		°C
Storage Temperature Range	T _{Stg}	-25 to +100		°C

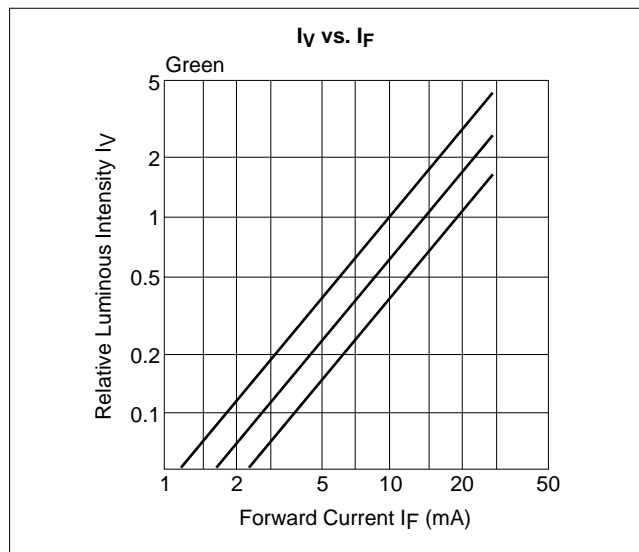
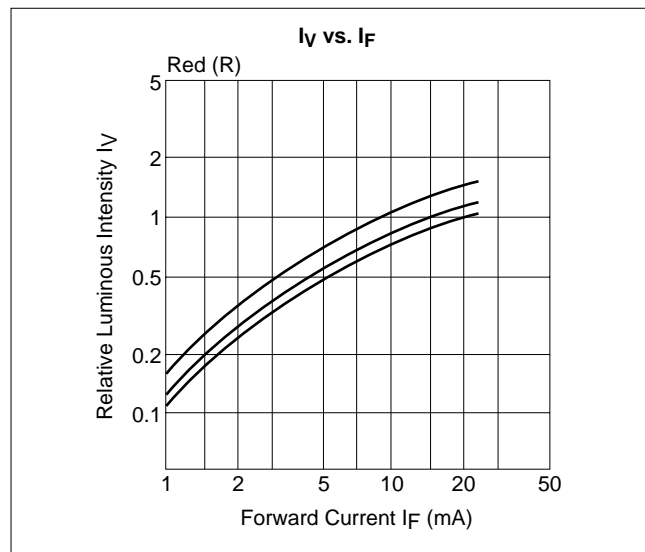
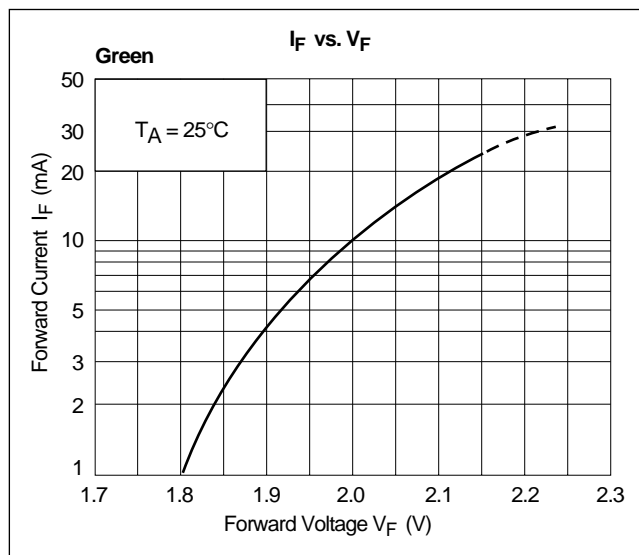
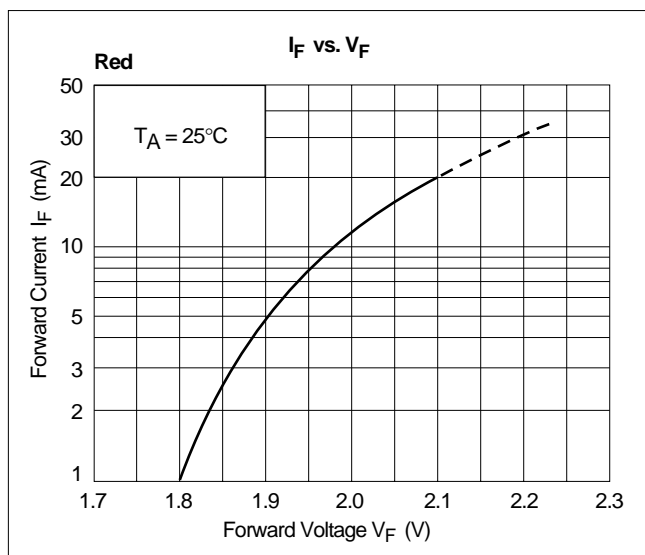
Electro-Optical Characteristics (T_A = 25°C)

Characteristics	Symbol	Test Condition	Rating				Unit
			GaAsP/GaP (Red)		GaP (Green)		
			Typ.	Max.	Typ.	Max.	
Forward Voltage	V _F	I _F = 10mA	2.1	3.0	2.1	3.0	V
Reverse Current	I _R	V _R = 5 V	–	100	–	100	µA
Peak Emission Wavelength	λ _p	I _F = 10mA	700	–	567	–	nm
Spectral Line Half Width	λ	I _F = 10mA	100	–	25	–	nm

Precaution

Please be careful of the following:

1. Soldering temperature: 260°C max; Soldering time: 3 sec. max; Soldering portion of lead: up to 2 mm from the body of the device.
2. The lead can be formed up to 5 mm from the body of the device without forming stress. Soldering should be performed after the lead forming.



This graph shows relative luminous vs. forward current.
At three points ($I_F = 10, 15, 20\text{mA}$) each relation is normalized.)

